



SERVICE BULLETIN SB210108

ICON CONTAINER ALTERNATE AAD CUTTER POSITION Issue Date : January 25, 2008

Page 1 of 10

Status : Bulletin Upon Request

Identification: All ICON Harness/Container.
Part Number: P120, P125

Background: French Parachute Federation have certified it compulsory for all Harness/Containers used in France must have the AAD cutter fitted above the reserve spring loaded pilot chute.

The ICON Harness/Container was designed, tested and certified with the AAD cutter positioned below the reserve spring loaded pilot chute and positioned on reserve Flap #1. Aerodyne has also certified the AAD cutter to be positioned above the reserve spring loaded pilot chute. Both positions of the AAD are approved and effective. The Technical Bulletin is hence classified as optional.

Materials: Size E Nylon Thread
43mm TYPE 12 Webbing
25mm TYPE 3 Tape



SERVICE BULLETIN SB210108

ICON CONTAINER ALTERNATE AAD CUTTER POSITION Issue Date : January 25, 2008

Page 2 of 10

Pictures:

1. Removal of Existing AAD Cutter Position



1.1 Reserve Flap #1



1.2 Remove Type 12 Webbing



1.3 Carefully un-pick Edge binding and cut TYPE 12 Webbing



1.4 Cut TYPE 12 Webbing



SERVICE BULLETIN SB210108

ICON CONTAINER ALTERNATE AAD CUTTER POSITION Issue Date : January 25, 2008

Page 3 of 10

cont. - Removal of Existing AAD Cutter Position

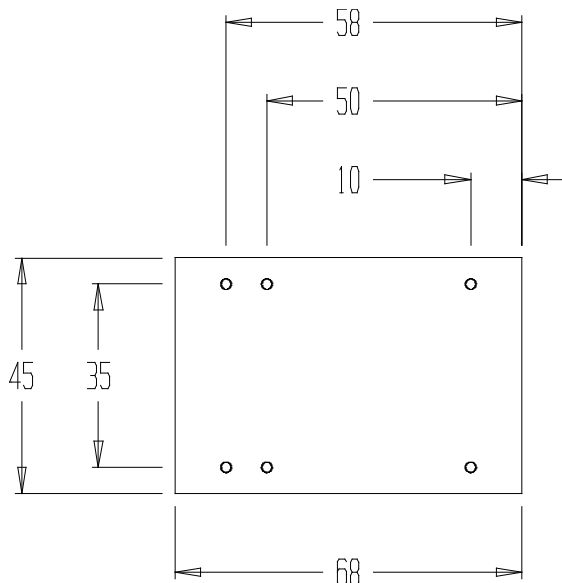


1.5 Carefully unpick Elastic Keeper.
Elastic Keeper is reused



1.6 Rebind. Reserve Flap #1 is complete.
Binding stitch shown in white. Back tack
at least 10mm

2. Preperation



2.1 TYPE 12 Webbing Template.
Dimensions in mm



2.2 Cut TYPE 12 Webbing as per Template

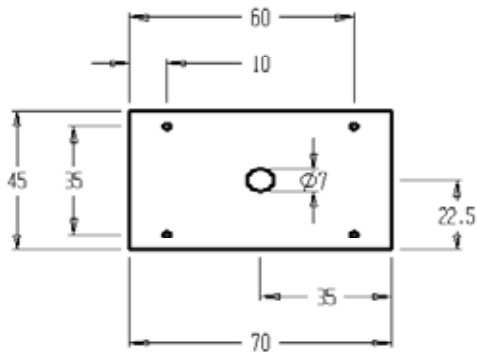


SERVICE BULLETIN SB210108

ICON CONTAINER ALTERNATE AAD CUTTER POSITION Issue Date : January 25, 2008

Page 4 of 10


cont. - Preperation



2.3 TYPE 12 Webbing Template.
Dimensions in mm



2.4 Cut TYPE 12 Webbing as per Template



2.5 Stitch Elastic Keeper onto TYPE 12 Webbing as shown. Use Nylon E Thread



SERVICE BULLETIN SB210108

ICON CONTAINER ALTERNATE AAD CUTTER POSITION Issue Date : January 25, 2008

Page 5 of 10


3. New AAD Cutter Position



3.1 Stitch TYPE 12 kit onto Reserve Flap #2 as Shown



3.2 Fold edge of TYPE 12 webbing and stitch opposite side down on top of Edgebinding



3.3 Stitch Type 12 AAD Cover Piece as Shown



SERVICE BULLETIN SB210108

ICON CONTAINER ALTERNATE AAD CUTTER POSITION Issue Date : January 25, 2008

Page 6 of 10

4. AAD Cutter Cable Tunnel



4.1 Finished Product



4.2 Measure and mark 20mm from Intersection between Flap #1 and Flap #2. This mark is the alignment mark for the start of the tunnel



4.3 Prepare Tunnel with 25mm TYPE 3 Tape. Match size to Container



SERVICE BULLETIN SB210108

ICON CONTAINER ALTERNATE AAD CUTTER POSITION Issue Date : January 25, 2008

Page 7 of 10

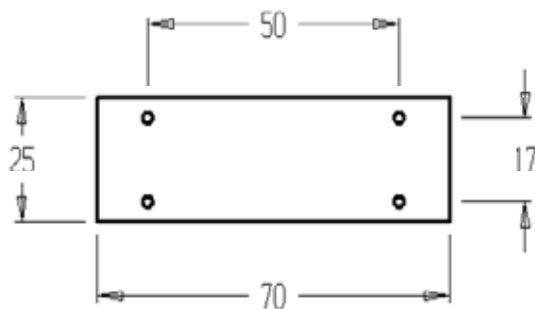
cont. - AAD Cutter Cable Tunnel




4.4 Start of Tunnel at 20mm mark.
Backtack at least 10mm



4.5 Finish Tunnel as shown. Backtack at
least 10mm



4.6 TYPE 3 Template.
Dimensions in mm



4.7 Cut 25mm TYPE 3 Tape



SERVICE BULLETIN SB210108

ICON CONTAINER ALTERNATE AAD CUTTER POSITION Issue Date : January 25, 2008

Page 8 of 10

cont. - AAD Cutter Cable Tunnel



4.8 Stitch TYPE 3 Tape as shown



4.9 Mark 10mm along Flap #1 from intersection as shown



4.10 Use a hot knife and cut 15mm slot in Flap #1 as shown



4.11 Finished Product



SERVICE BULLETIN SB210108

ICON CONTAINER ALTERNATE AAD CUTTER POSITION Issue Date : January 25, 2008

Page 9 of 10

5. Packing



5.1 Thread Cutter thru slit in Panel #1



5.2 Thread Cutter as shown



5.3 Thread Cutter as shown



5.4 Thread Cutter as shown



SERVICE BULLETIN SB210108

ICON CONTAINER ALTERNATE AAD CUTTER POSITION Issue Date : January 25, 2008

Page 10 of 10

cont. Packing



5.5 Thread Cutter as shown

Authority:

Dominic Hayhurst
Technical Director
Aerodyne Research
12649 Race Track Road
Tampa Florida 33626 USA
Tel +1 813 891 6300
dominic@flyaerodyne.com
www.flyaerodyne.com

Distribution List:

1. Aerodyne Website www.flyaerodyne.com
2. All French Aerodyne Distributors
3. Aero Tech Products Inc
4. FPF – French Parachute Federation